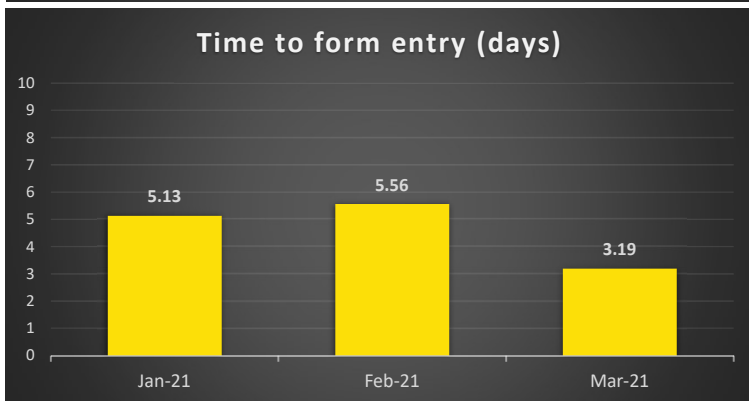
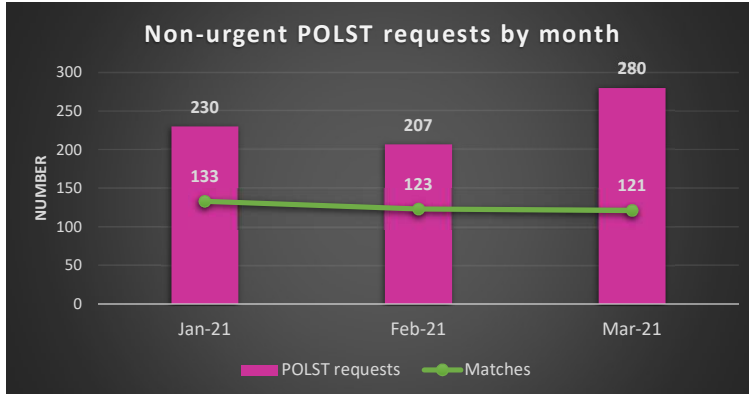
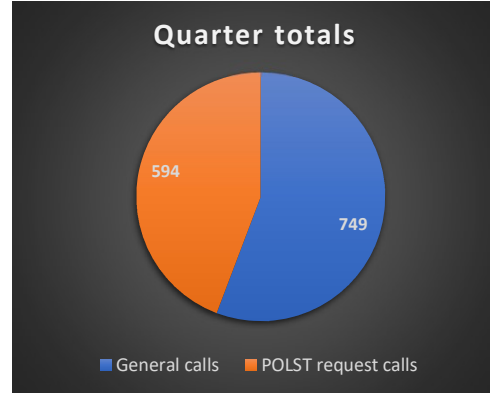
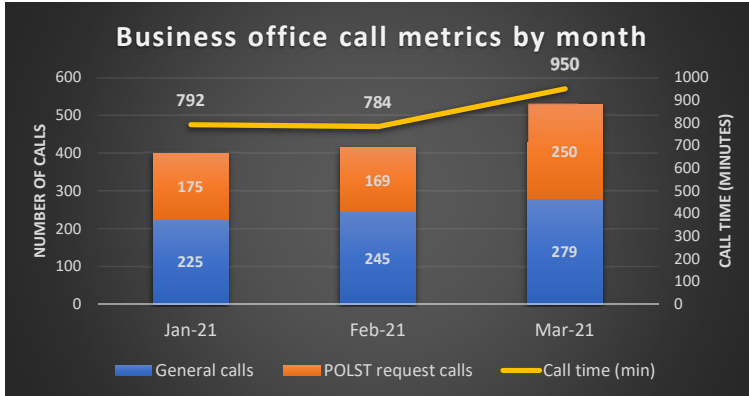


Hotline Data	Jan-21	Feb-21	Mar-21
Average call time (sec)	74.26	74.06	67.04
Total calls	228	218	195
Matches	91	75	73
% Match	40%	34%	37%
Caller type			
EMS	34	51	43
ED/ICU	191	163	149
Other	3	4	3



	Jan-21	Feb-21	Mar-21
General calls	225	245	279
POLST request calls	175	169	250
Total Calls	400	414	529
Call time (min)	792	784	950
POLST requests	230	207	280
Matches	133	123	121
Percent matched	57.83%	59.42%	43.21%
Packets mailed	5400	2295	2295
Time to entry (days)	5.13	5.56	3.19